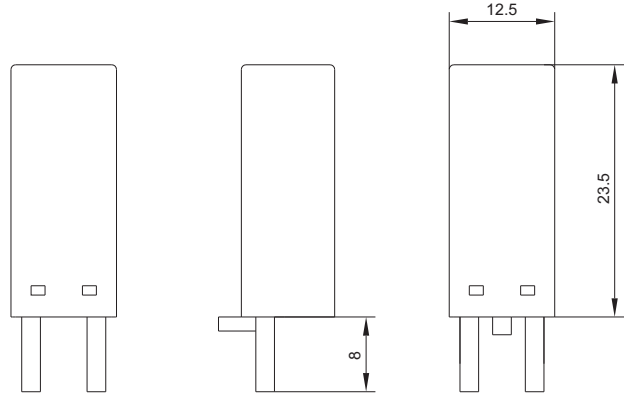


HFAA to HFHU

PLUG-IN MODULES



OUTLINE DIMENSIONS



SPECIFICATIONS FOR MODULES

Ordering Code ¹⁾	Circuit Diagram	Voltage	Components	Functions
HFAA		6 to 220VDC	Diode	<ul style="list-style-type: none"> ● With diode to protect the coil and to eliminate the converse current
HFAB		6 to 220VDC	Diode	<ul style="list-style-type: none"> ● With diode to protect the coil and to eliminate the converse current
HFBC (R) HFBC (G)		6 to 24VDC	Diode LED Resistor	<ul style="list-style-type: none"> ● With diode to protect the coil and to eliminate the converse current ● With LED to show the coil in voltage
HFBD (R) HFBD (G)		24 to 60VDC	Diode LED Resistor	<ul style="list-style-type: none"> ● With diode to protect the coil and to eliminate the converse current ● With LED to show the coil in voltage
HFBE (R) HFBE (G)		110VDC	Diode LED Resistor	<ul style="list-style-type: none"> ● With diode to protect the coil and to eliminate the converse current ● With LED to show the coil in voltage

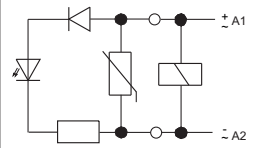
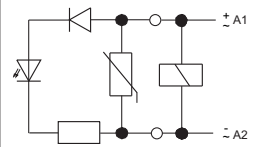
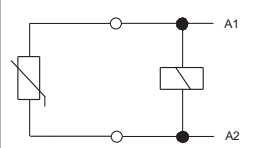
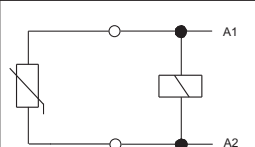
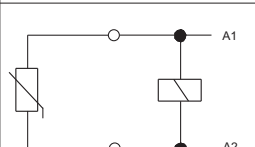
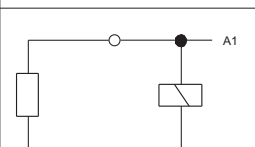


HONGFA RELAY

ISO9001, ISO/TS16949, ISO14001, OHSAS18001, IECQ QC 080000 CERTIFIED

2012 Rev. 1.00

Ordering Code ¹⁾	Circuit Diagram	Voltage	Components	Functions
HFCF (R) HFCF (G)		6 to 24VDC	Diode LED Resistor	<ul style="list-style-type: none"> ● With diode to protect the coil and to eliminate the converse current ● With LED to show the coil in voltage
HFCG (R) HFCG (G)		24 to 60VDC	Diode LED Resistor	<ul style="list-style-type: none"> ● With diode to protect the coil and to eliminate the converse current ● With LED to show the coil in voltage
HFCH (R) HFCH (G)		110VDC	Diode LED Resistor	<ul style="list-style-type: none"> ● With diode to protect the coil and to eliminate the converse current ● With LED to show the coil in voltage
HFDI		6 to 24V AC / DC	Capacitor Resistor	<ul style="list-style-type: none"> ● With RC to protect the coil and to absorb instant starting surge current
HFDJ		24 to 60V AC / DC	Capacitor Resistor	<ul style="list-style-type: none"> ● With RC to protect the coil and to absorb instant starting surge current
HFDK		110 to 230V AC / DC	Capacitor Resistor	<ul style="list-style-type: none"> ● With RC to protect the coil and to absorb instant starting surge current
HFEL (R) HFEL (G)		6 to 24V AC / DC	Diode LED Resistor	<ul style="list-style-type: none"> ● With diode to protect the coil and to eliminate the converse current ● With LED to show the coil in voltage
HFEM (R) HFEM (G)		24 to 60V AC / DC	Diode LED Resistor	<ul style="list-style-type: none"> ● With diode to protect the coil and to eliminate the converse current ● With LED to show the coil in voltage
HFEN (R) HFEN (G)		110 to 230VAC 110VDC	Diode LED Resistor	<ul style="list-style-type: none"> ● With diode to protect the coil and to eliminate the converse current ● With LED to show the coil in voltage
HFFO (R) HFFO (G)		6 to 24V AC / DC	Diode LED Resistor Varistor	<ul style="list-style-type: none"> ● With diode to protect the coil and to eliminate the converse current ● With LED to show the coil in voltage ● With varistor in parallel connection to absorb instant starting surge current

Ordering Code ¹⁾	Circuit Diagram	Voltage	Components	Functions
HFFP (R) HFFP (G)		24 to 60V AC / DC	Diode LED Resistor Varistor	<ul style="list-style-type: none"> ● With diode to protect the coil and to eliminate the converse current ● With LED to show the coil in voltage ● With varistor in parallel connection to absorb instant starting surge current
HFFQ (R) HFFQ (G)		110 to 230VAC 110VDC	Diode LED Resistor Varistor	<ul style="list-style-type: none"> ● With diode to protect the coil and to eliminate the converse current ● With LED to show the coil in voltage ● With varistor in parallel connection to absorb instant starting surge current
HFGR		24VAC	Varistor	<ul style="list-style-type: none"> ● With varistor in parallel connection to absorb instant starting surge current
HFGS		115VAC	Varistor	<ul style="list-style-type: none"> ● With varistor in parallel connection to absorb instant starting surge current
HFGT		230VAC	Varistor	<ul style="list-style-type: none"> ● With varistor in parallel connection to absorb instant starting surge current
HFHU		110 to 230VAC	Resistor	<ul style="list-style-type: none"> ● With resistor to protect the coil and to spread around current

1) When there is LED in the module, please indicate (R) or (G) to show the color of the light, for example HFBC(R) or HFBC (G). (R) means red light while (G) means green light.

Disclaimer

This datasheet is for the customers' reference. All the specifications are subject to change without notice.

We could not evaluate all the performance and all the parameters for every possible application. Thus the user should be in a right position to choose the suitable product for their own application. If there is any query, please contact Hongfa for the technical service. However, it is the user's responsibility to determine which product should be used only.